




窓周り木部の補修

A close-up photograph of a wooden beam joint. Two metal brackets are attached to the joint, securing the beams. A green label with the Japanese characters '壁5' (Kabe 5) is attached to the wood. The text '柱頭金物の新設' (New installation of column head hardware) is overlaid on the image.

柱頭金物の新設

壁5



添え柱の新設及び
柱頭金物設置

添え柱の設置と 柱脚金物の設置



耐震壁下地材完了と 断熱材の充填



壁下地材完了と 断熱材充填




壁下地材完了と 断熱材充填



耐震壁 構造用合板貼





耐震壁
構造用合板貼


耐震壁 構造用合板貼

壁5

壁5

102
RADMA

2
RADMA



**耐震壁
構造用合板貼**

耐震壁
N50釘@100確認

壁5

壁5




耐震壁 N50釘@100確認





床土間コンクリート打ち
設備配管確認

A photograph of a bathroom interior. A white unit bathtub is installed in the corner of the room. The room has a window with a white frame and a white shower tray. A white unit is mounted on the wall above the bathtub. The text "ユニットバス設置完了" is overlaid on the image in white.

ユニットバス設置完了

ユニットバス設置完了



ユニットバス出入口枠 造作完了



A photograph of a room, likely a laundry area. In the foreground, the top of a white washing machine is visible. To the right, there is a window with frosted glass panes. On the wall to the left of the window, there is a light switch and a notice with a yellow sticker. The floor is made of dark wood.

ユニットバス出入口枠
造作完了